











Pegasus
hydraulics

Reusable hose fittings



4



	Product Groups	Page
	Reusable Ferrules	
	Ferrules - SR-P1	4.02
	Ferrules - SR-P2	4.03
	Reusable Standpipe inserts	
	Straight	4.04
	Swept 45°	4.05
	Swept 90°	4.06
	Reusable BSPP swivel 60° female	
	Straight	4.07
	Swept 45°	4.08
	Swept 90°	4.09
	Reusable DIN 2353 / ISO 8434-1 swivel female	
	Straight	4.10
	Swept 45°	4.11
	Swept 90°	4.12
	Reusable DIN 2353 / ISO 8434-1 male compression	4.13
	Reusable BSPP male 60° coned	
	BSP - Male Nipples - 60°-Cone	4.14
	Reusable taper male threads	
	BSP Taper Inserts	4.15
	NPT Inserts	4.16
	37° JIC swivel female	4.17

1.0

Select the correct components according to our documentation.

2.0

Cut the hose to a 90° angle using a hose cutting machine.



3.0

Screw the hose clockwise into the reusable ferrule until it comes to a stop, then back off the hose anti-clockwise ½ a turn.



4.0

Lubricate the reusable insert male thread with ASW 040 P High-Tech assembly paste.

IMPORTANT – do not pause whilst screwing the insert into the ferrule.

Screw the reusable insert into the hose until it fully connects with the reusable ferrule.



5.0

Clean the internals of the assembly to the requirement standard.

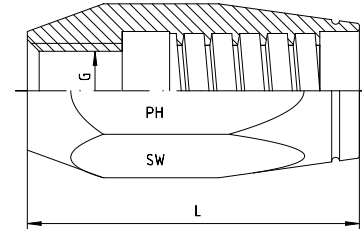
6.0

Test the connection with the required test pressure for at least 30 seconds.

SR-P1 - For use with non-skive hose.

Please check below table for compatible hose types.

For use with reusable inserts on page 4.05 to 4.18



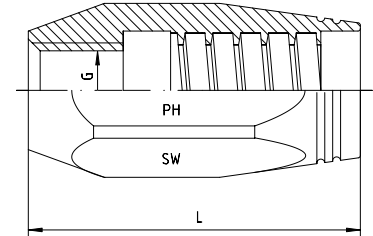
4

Hose DN	Bore in.	Thread G			For Hose Type	Part code
			L	SW		
06	1/4"	7/16"-20 UNF	42.0	19	2 TE, 1 SN, R1AT, Compact 2 SC	SR-P1-DN 06
08	5/16"	1/2"-20 UNF	42.0	19	2 TE, 1 SN, R1AT, Compact 2 SC	SR-P1-DN 08
10	3/8"	9/16"-18 UNF	49.5	24	2 TE, 1 SN, R1AT, Compact 2 SC	SR-P1-DN 10
12	1/2"	5/8"-18 UNF	51.0	27	2 TE, 1 SN, R1AT, Compact 2 SC	SR-P1-DN 12
16	5/8"	3/4"-18 UNF	54.0	30	2 TE, 1 SN, R1AT, Compact 2 SC	SR-P1-DN 16
19	3/4"	7/8"-18 UNF	62.0	36	2 TE, 1 SN, R1AT, Compact 2 SC	SR-P1-DN 19
25	1"	1 3/16"-16 UNF	74.0	41	2 TE, 1 SN, R1AT, Compact 2 SC	SR-P1-DN 25

SR-P2 - For use with non-skive hose.

Please check below table for compatible hose types.

For use with reusable inserts on page 4.05 to 4.18



4

Hose DN	Bore in.	Thread G	L	SW	For Hose Type	Part code
06	1/4"	7/16" -20 UNF	42.0	22	3 TE, 2 SN, R2AT	SR-P2-DN 06
08	5/16"	1/2" -20 UNF	42.0	22	3 TE, 2 SN, R2AT	SR-P2-DN 08
10	3/8"	9/16" -18 UNF	49.5	24	3 TE, 2 SN, R2AT	SR-P2-DN 10
12	1/2"	5/8" -18 UNF	51.0	27	3 TE, 2 SN, R2AT	SR-P2-DN 12
16	5/8"	3/4" -18 UNF	57.0	32	3 TE, 2 SN, R2AT	SR-P2-DN 16
19	3/4"	7/8" -18 UNF	62.0	36	3 TE, 2 SN, R2AT	SR-P2-DN 19
25	1"	1 3/16" -16 UNF	74.0	46	3 TE, 2 SN, R2AT	SR-P2-DN 25

Reusable Standpipes

BOOK INDEX

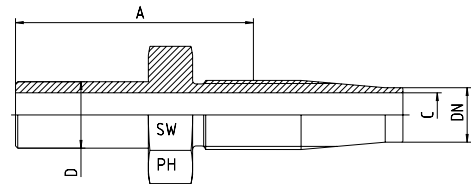
SECTION INDEX

L series reusable standpipe inserts - BEL

S series reusable standpipe inserts - BES

Please note - the hose insert screwed thread must be lubricated with our anti-galling paste before assembling the ferrule, cold-welding will result otherwise.

(ASW-120g paste, section 12)



4

L series – BEL

Hose DN	Bore in.	Tube O.D. D	Approx. Dimensions			Part code
			A	C	SW	
06	1/4"	6	41.0	4.0	12	SR-BEL-06-DN 06
06	1/4"	8	43.0	4.0	12	SR-BEL-08-DN 06
08	5/16"	10	48.0	6.0	14	SR-BEL-10-DN 08
10	3/8"	10	47.8	7.0	17	SR-BEL-10-DN 10
10	3/8"	12	47.8	7.5	17	SR-BEL-12-DN 10
12	1/2"	15	46.7	10.0	19	SR-BEL-15-DN 12
16	5/8"	18	49.5	13.0	22	SR-BEL-18-DN 16
19	3/4"	22	54.1	15.5	24	SR-BEL-22-DN 19
25	1"	28	59.1	21.5	36	SR-BEL-28-DN 25

S series – BES

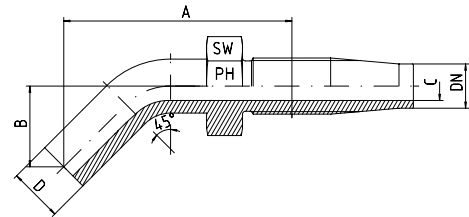
Hose DN	Bore in.	Tube O.D. D	Approx. Dimensions			Part code
			A	C	SW	
06	1/4"	6	41.0	4.0	12	SR-BES-06-DN 06
06	1/4"	8	43.0	4.0	12	SR-BES-08-DN 06
06	1/4"	10	45.0	4.0	12	SR-BES-10-DN 06
08	5/16"	12	47.8	6.0	14	SR-BES-12-DN 08
10	3/8"	14	50.8	7.5	17	SR-BES-14-DN 10
12	1/2"	16	52.1	10.0	19	SR-BES-16-DN 12
16	5/8"	20	59.5	13.0	22	SR-BES-20-DN 16
19	3/4"	25	66.0	15.5	27	SR-BES-25-DN 19
25	1"	30				SR-BES-30-DN 25

L series reusable standpipe inserts - BEL-45°

S series reusable standpipe inserts - BES-45°

Please note - the hose insert screwed thread must be lubricated with our anti-galling paste before assembling the ferrule, cold-welding will result otherwise.

(ASW-120g paste, section 12)



4

L series – BEL

Hose DN	Bore in.	Tube O.D. D	Approx. Dimensions				Part code
			A	B	C	SW	
06	1/4"	6			4.0	12	SR-BEL-06-45°-DN 06
06	1/4"	8			4.0	12	SR-BEL-08-45°-DN 06
08	5/16"	10			6.0	14	SR-BEL-10-45°-DN 08
10	3/8"	12			7.5	17	SR-BEL-12-45°-DN 10
12	1/2"	15			10.0	19	SR-BEL-15-45°-DN 12
16	5/8"	18			13.0	22	SR-BEL-18-45°-DN 16
19	3/4"	22			15.5	24	SR-BEL-22-45°-DN 19
25	1"	28			21.5	36	SR-BEL-28-45°-DN 25

S series – BES

Hose DN	Bore in.	Tube O.D. D	Approx. Dimensions				Part code
			A	B	C	SW	
06	1/4"	6			4.0	12	SR-BES-06-45°-DN 06
06	1/4"	8			4.0	12	SR-BES-08-45°-DN 06
06	1/4"	10			4.0	14	SR-BES-10-45°-DN 06
08	5/16"	12			6.0	17	SR-BES-12-45°-DN 08
10	3/8"	14			7.5	19	SR-BES-14-45°-DN 10
12	1/2"	16			10.0	22	SR-BES-16-45°-DN 12
16	5/8"	20			13.0	24	SR-BES-20-45°-DN 16
19	3/4"	25			15.5	30	SR-BES-25-45°-DN 19

Reusable Standpipes

BOOK INDEX

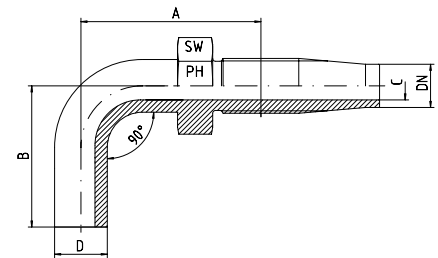
SECTION INDEX

L series reusable standpipe inserts - BEL-90°

S series reusable standpipe inserts - BES-90°

Please note - the hose insert screwed thread must be lubricated with our anti-galling paste before assembling the ferrule, cold-welding will result otherwise.

(ASW-120g paste, section 12)



L series – BEL

Hose DN	Bore in.	Tube O.D. D	Approx. Dimensions				Part code
			A	B	C	SW	
06	1/4"	6			4.0	12	SR-BEL-06-90°-DN 06
06	1/4"	8			4.0	12	SR-BEL-08-90°-DN 06
08	5/16"	10			6.0	14	SR-BEL-10-90°-DN 08
10	3/8"	12			7.5	17	SR-BEL-12-90°-DN 10
12	1/2"	15			10.0	19	SR-BEL-15-90°-DN 12
16	5/8"	18			13.0	22	SR-BEL-18-90°-DN 16
19	3/4"	22			15.5	24	SR-BEL-22-90°-DN 19
25	1"	28			21.5	36	SR-BEL-28-90°-DN 25

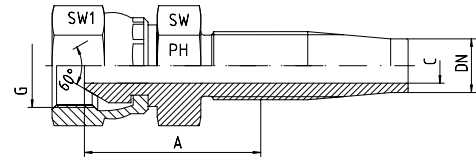
S series – BES

Hose DN	Bore in.	Tube O.D. D	Approx. Dimensions				Part code
			A	B	C	SW	
06	1/4"	6			4.0	12	SR-BES-06-90°-DN 06
06	1/4"	8			4.0	12	SR-BES-08-90°-DN 06
06	1/4"	10			4.0	14	SR-BES-10-90°-DN 06
08	5/16"	12			6.0	17	SR-BES-12-90°-DN 08
10	3/8"	14			7.5	19	SR-BES-14-90°-DN 10
12	1/2"	16			10.0	22	SR-BES-16-90°-DN 12
16	5/8"	20			13.0	24	SR-BES-20-90°-DN 16
19	3/4"	25			15.5	30	SR-BES-25-90°-DN 19

BSPP swivel 60° coned female straight reusable inserts

Please note - the hose insert screwed thread must be lubricated with our anti-galling paste before assembling the ferrule, cold-welding will result otherwise.

(ASW-120g paste, section 12)



Hose DN	Bore in.	Thread G	Approx. Dimensions			Part code
			A	C	SW1	
06	1/4"	1/4"-19	28.1	4.0	17	SR-DKR-1/4"-DN 06
08	5/16"	3/8"-19	29.8	5.5	19	SR-DKR-3/8"-DN 08
10	3/8"	3/8"-19	30.5	7.5	19	SR-DKR-3/8"-DN 10
10	3/8"	1/2"-14	30.5	7.5	27	SR-DKR-1/2"-DN 10
12	1/2"	1/2"-14	33.5	10.0	27	SR-DKR-1/2"-DN 12
16	5/8"	3/4"-14	37.3	13.0	32	SR-DKR-3/4"-DN 16
19	3/4"	3/4"-14	38.4	15.5	32	SR-DKR-3/4"-DN 19
25	1"	1"-11	45.0	21.0	41	SR-DKR-1"-DN 25

Reusable BSPP swivel 60° female

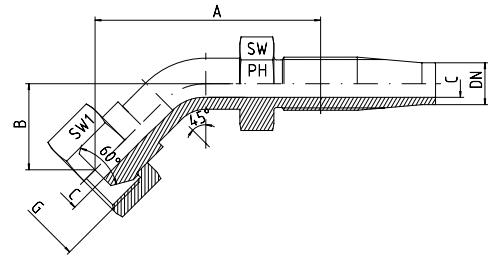
BOOK INDEX

SECTION INDEX

BSPP swivel 60° coned female swept 45° reusable inserts

Please note - the hose insert screwed thread must be lubricated with our anti-galling paste before assembling the ferrule, cold-welding will result otherwise.

(ASW-120g paste, section 12)



4

Hose DN	Bore in.	Thread G	Approx. Dimensions				Part code
			A	B	C	SW1	
06	1/4"	1/4"-19			4.0	17	SR-DKR-1/4"-45°-DN 06
08	5/16"	3/8"-19			5.5	19	SR-DKR-3/8"-45°-DN 08
10	3/8"	3/8"-19			7.5	19	SR-DKR-3/8"-45°-DN 10
10	3/8"	1/2"-14			7.5	27	SR-DKR-1/2"-45°-DN 10
12	1/2"	1/2"-14			10.0	27	SR-DKR-1/2"-45°-DN 12
16	5/8"	3/4"-14			13.0	32	SR-DKR-3/4"-45°-DN 16
19	3/4"	3/4"-14			15.5	32	SR-DKR-3/4"-45°-DN 19
25	1"	1"-11			21.0	41	SR-DKR-1"-45°-DN 25

Reusable BSPP swivel 60° female

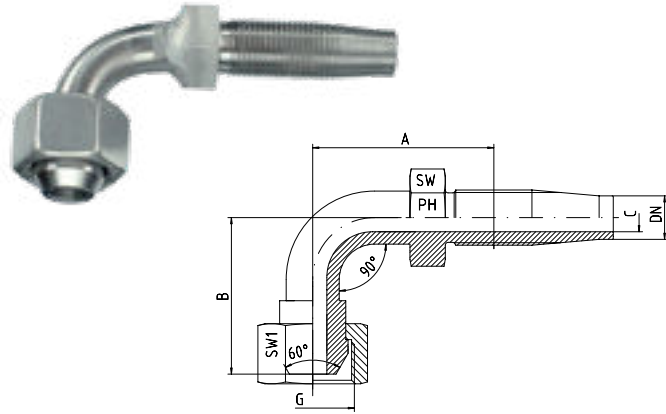
BOOK INDEX

SECTION INDEX

BSPP swivel 60° coned female swept 90° reusable inserts

Please note - the hose insert screwed thread must be lubricated with our anti-galling paste before assembling the ferrule, cold-welding will result otherwise.

(ASW-120g paste, section 12)



4

Hose DN	Bore in.	Thread G	Approx. Dimensions				Part code
			A	B	C	SW1	
06	1/4"	1/4"-19			4.0	17	SR-DKR-1/4"-90°-DN 06
08	5/16"	3/8"-19			5.5	19	SR-DKR-3/8"-90°-DN 08
10	3/8"	3/8"-19			7.5	19	SR-DKR-3/8"-90°-DN 10
10	3/8"	1/2"-14			7.5	27	SR-DKR-1/2"-90°-DN 10
12	1/2"	1/2"-14			10.0	27	SR-DKR-1/2"-90°-DN 12
16	5/8"	3/4"-14			13.0	32	SR-DKR-3/4"-90°-DN 16
19	3/4"	3/4"-14			15.5	32	SR-DKR-3/4"-90°-DN 19
25	1"	1"-11			21.0	41	SR-DKR-1"-90°-DN 25

DIN swivel female - straight

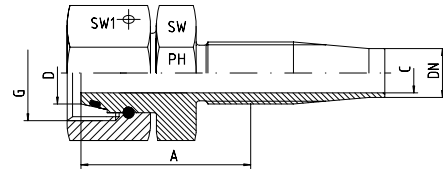
L series - DKOL

S series - DKOS

ISO 8434-1 / DIN 2353

Please note - the hose insert screwed thread must be lubricated with our anti-galling paste before assembling the ferrule, cold-welding will result otherwise.

(ASW-120g paste, section 12)



4

L series - DKOL

Hose DN	Bore in.	Thread G	Tube O.D. D	Approx. Dimensions			Part code
				A	C	SW1	
06	1/4"	M 12 x 1.5	6	28.7	4.0	17	SR-DKOL-06-DN 06
06	1/4"	M 14 x 1.5	8	29.6	4.0	17	SR-DKOL-08-DN 06
06	1/4"	M 16 x 1.5	10	42.0	4.0	19	SR-DKOL-10-DN 06
08	5/16"	M 16 x 1.5	10	33.8	6.0	19	SR-DKOL-10-DN 08
08	5/16"	M 18 x 1.5	12	45.0	6.0	22	SR-DKOL-12-DN 08
10	3/8"	M 18 x 1.5	12	32.0	7.5	22	SR-DKOL-12-DN 10
12	1/2"	M 22 x 1.5	15	36.8	10.0	27	SR-DKOL-15-DN 12
16	5/8"	M 26 x 1.5	18	40.1	13.0	32	SR-DKOL-18-DN 16
19	3/4"	M 30 x 2	22	43.9	15.5	36	SR-DKOL-22-DN 19
25	1"	M 36 x 2	28	49.0	21.5	41	SR-DKOL-28-DN 25

S series - DKOS

Hose DN	Bore in.	Thread G	Tube O.D. D	Approx. Dimensions			Part code
				A	C	SW1	
06	1/4"	M 14 x 1.5	6	29.6	4.0	17	SR-DKOS-06-DN 06
06	1/4"	M 16 x 1.5	8	29.6	4.0	19	SR-DKOS-08-DN 06
06	1/4"	M 18 x 1.5	10	30.5	4.0	22	SR-DKOS-10-DN 06
10	3/8"	M 18 x 1.5	10	40.0	7.5	22	SR-DKOS-10-DN 10
08	5/16"	M 20 x 1.5	12	35.1	5.5	24	SR-DKOS-12-DN 08
10	3/8"	M 22 x 1.5	14	36.8	7.5	27	SR-DKOS-14-DN 10
12	1/2"	M 24 x 1.5	16	39.1	10.0	30	SR-DKOS-16-DN 12
16	5/8"	M 30 x 2	20	53.0	13.0	36	SR-DKOS-20-DN 16
19	3/4"	M 36 x 2	25	51.0	15.5	46	SR-DKOS-25-DN 19
25	1"	M 42 x 2	30	54.0	21.5	50	SR-DKOS-30-DN 25

DIN swivel female - swept 45°

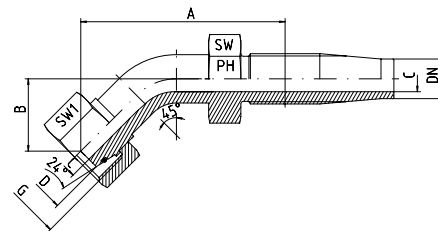
L series - DKOL-45

S series - DKOS-45

ISO 8434-1 / DIN 2353

Please note - the hose insert screwed thread must be lubricated with our anti-galling paste before assembling the ferrule, cold-welding will result otherwise.

(ASW-120g paste, section 12)



4

L series - DKOL

Hose DN	Bore in.	Thread G	Tube O.D. D	Approx. Dimensions				Part code
				A	B	C	SW1	
06	1/4"	M 12 x 1.5	6			4.0	17	SR-DKOL-06-45°-DN 06
06	1/4"	M 14 x 1.5	8			4.0	17	SR-DKOL-08-45°-DN 06
08	5/16"	M 16 x 1.5	10			6.0	19	SR-DKOL-10-45°-DN 08
10	3/8"	M 18 x 1.5	12			7.5	22	SR-DKOL-12-45°-DN 10
12	1/2"	M 22 x 1.5	15			10.0	27	SR-DKOL-15-45°-DN 12
16	5/8"	M 26 x 1.5	18			13.0	32	SR-DKOL-18-45°-DN 16
19	3/4"	M 30 x 2	22			15.5	36	SR-DKOL-22-45°-DN 19
25	1"	M 36 x 2	28			21.5	41	SR-DKOL-28-45°-DN 25

S series - DKOS

Hose DN	Bore in.	Thread G	Tube O.D. D	Approx. Dimensions				Part code
				A	B	C	SW1	
06	1/4"	M 14 x 1.5	6			4.0	17	SR-DKOS-06-45°-DN 06
06	1/4"	M 16 x 1.5	8			4.0	19	SR-DKOS-08-45°-DN 06
06	1/4"	M 18 x 1.5	10			4.0	22	SR-DKOS-10-45°-DN 06
08	5/16"	M 20 x 1.5	12			5.5	24	SR-DKOS-12-45°-DN 08
10	3/8"	M 22 x 1.5	14			7.5	27	SR-DKOS-14-45°-DN 10
12	1/2"	M 24 x 1.5	16			10.0	30	SR-DKOS-16-45°-DN 12
16	5/8"	M 30 x 2	20			13.0	36	SR-DKOS-20-45°-DN 16
19	3/4"	M 36 x 2	25			15.5	46	SR-DKOS-25-45°-DN 19
25	1"	M 42 x 2	30			21.5	50	SR-DKOS-30-45°-DN 25

DIN swivel female - swept 90°

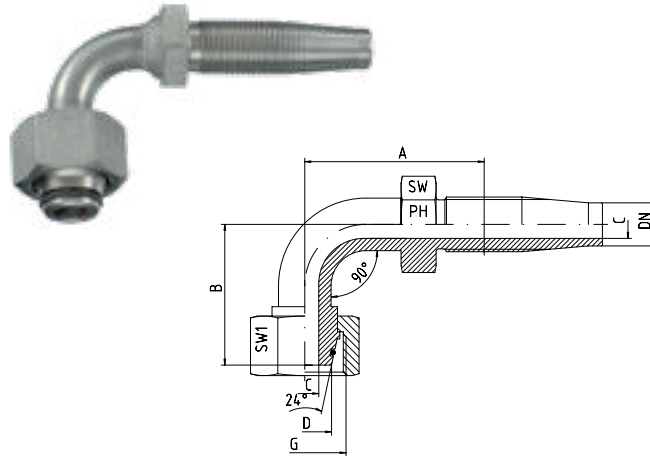
L series - DKOL-90

S series - DKOS-90

ISO 8434-1 / DIN 2353

Please note - the hose insert screwed thread must be lubricated with our anti-galling paste before assembling the ferrule, cold-welding will result otherwise.

(ASW-120g paste, section 12)



4

L series - DKOL

Hose DN	Bore in.	Thread G	Tube O.D. D	Approx. Dimensions				Part code
				A	B	C	SW1	
06	1/4"	M 12 x 1.5	6			4.0	17	SR-DKOL-06-90°-DN 06
06	1/4"	M 14 x 1.5	8			4.0	17	SR-DKOL-08-90°-DN 06
08	5/16"	M 16 x 1.5	10			6.0	19	SR-DKOL-10-90°-DN 08
10	3/8"	M 18 x 1.5	12			7.5	22	SR-DKOL-12-90°-DN 10
12	1/2"	M 22 x 1.5	15			10.0	27	SR-DKOL-15-90°-DN 12
16	5/8"	M 26 x 1.5	18			13.0	32	SR-DKOL-18-90°-DN 16
19	3/4"	M 30 x 2	22			15.5	36	SR-DKOL-22-90°-DN 19
25	1"	M 36 x 2	28			21.5	41	SR-DKOL-28-90°-DN 25

S series - DKOS

Hose DN	Bore in.	Thread G	Tube O.D. D	Approx. Dimensions				Part code
				A	B	C	SW1	
06	1/4"	M 14 x 1.5	6			4.0	17	SR-DKOS-06-90°-DN 06
06	1/4"	M 16 x 1.5	8			4.0	19	SR-DKOS-08-90°-DN 06
06	1/4"	M 18 x 1.5	10			4.0	22	SR-DKOS-10-90°-DN 06
08	5/16"	M 20 x 1.5	12			5.5	24	SR-DKOS-12-90°-DN 08
10	3/8"	M 22 x 1.5	14			7.5	27	SR-DKOS-14-90°-DN 10
12	1/2"	M 24 x 1.5	16			10.0	30	SR-DKOS-16-90°-DN 12
16	5/8"	M 30 x 2	20			13.0	36	SR-DKOS-20-90°-DN 16
19	3/4"	M 36 x 2	25			15.5	46	SR-DKOS-25-90°-DN 19
25	1"	M 42 x 2	30			21.5	50	SR-DKOS-25-90°-DN 21

DIN compression male - straight

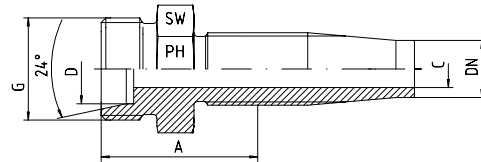
L series - CEL

S series - CES

ISO 8434-1 / DIN 2353

Please note - the hose insert screwed thread must be lubricated with our anti-galling paste before assembling the ferrule, cold-welding will result otherwise.

(ASW-120g paste, section 12)



4

L series - CEL

Hose DN	Bore in.	Thread G	Tube O.D. D	Approx. Dimensions			Part code
				A	C	SW	
06	1/4"	M 12 x 1.5	6	27.9	4.0	12	SR-CEL-06-DN 06
06	1/4"	M 14 x 1.5	8	27.9	4.0	14	SR-CEL-08-DN 06
08	5/16"	M 16 x 1.5	10	29.7	6.0	17	SR-CEL-10-DN 08
10	3/8"	M 18 x 1.5	12	30.0	7.5	19	SR-CEL-12-DN 10
12	1/2"	M 22 x 1.5	15	32.0	10.0	22	SR-CEL-15-DN 12
16	5/8"	M 26 x 1.5	18	35.1	13.0	27	SR-CEL-18-DN 16
19	3/4"	M 30 x 2	22	38.4	15.5	30	SR-CEL-22-DN 19
25	1"	M 36 x 2	28	43.2	21.5	36	SR-CEL-28-DN 25

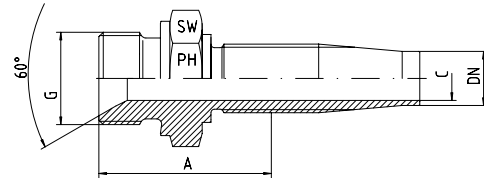
S series - CES

Hose DN	Bore in.	Thread G	Tube O.D. D	Approx. Dimensions			Part code
				A	C	SW	
06	1/4"	M 14 x 1.5	6	27.9	4.0	14	SR-CES-06-DN 06
06	1/4"	M 16 x 1.5	8	28.5	4.0	17	SR-CES-08-DN 06
06	1/4"	M 18 x 1.5	10	28.5	4.0	19	SR-CES-10-DN 06
08	5/16"	M 20 x 1.5	12	31.4	6.0	22	SR-CES-12-DN 08
10	3/8"	M 22 x 1.5	14	33.6	7.5	22	SR-CES-14-DN 10
12	1/2"	M 24 x 1.5	16	35.2	10.0	24	SR-CES-16-DN 12
16	5/8"	M 30 x 2	20	40.4	13.0	30	SR-CES-20-DN 16
19	3/4"	M 36 x 2	25	43.9	15.5	36	SR-CES-25-DN 19
25	1"	M 42 x 2	30	54.9	21.5	46	SR-CES-30-DN 25

BSPP 60° coned male - straight

Please note - the hose insert screwed thread must be lubricated with our anti-galling paste before assembling the ferrule, cold-welding will result otherwise.

(ASW-120g paste, section 12)

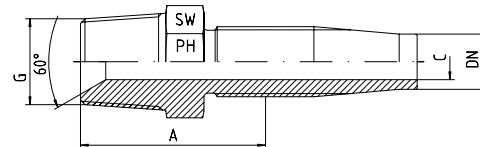


Hose DN	Bore in.	Thread G = BSP	Approx. Dimensions			Part code
			A	C	SW	
06	1/4"	1/4" -19	29.5	4.0	19	SR-AGR-1/4"-DN 06
08	5/16"	3/8" -19	33.4	5.5	22	SR-AGR-3/8"-DN 08
10	3/8"	3/8" -19	33.4	7.5	22	SR-AGR-3/8"-DN 10
10	3/8"	1/2" -14	38.4	7.5	27	SR-AGR-1/2"-DN 10
12	1/2"	1/2" -14	38.6	10.0	27	SR-AGR-1/2"-DN 12
16	5/8"	3/4" -14	44.8	13.0	32	SR-AGR-3/4"-DN 16
19	3/4"	3/4" -14	44.8	15.5	32	SR-AGR-3/4"-DN 19
19	3/4"	1" -11	45.8	15.5	41	SR-AGR-1"-DN 19
25	1"	1" -11	51.5	21.5	41	SR-AGR-1"-DN 25

BSP taper 60° coned male - straight AGRk

Please note - the hose insert screwed thread must be lubricated with our anti-galling paste before assembling the ferrule, cold-welding will result otherwise.

(ASW-120g paste, section 12)



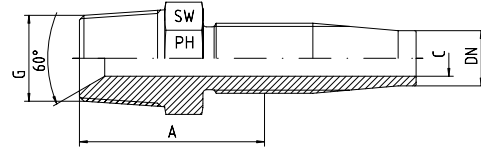
4

Hose DN	Bore in.	Thread G	Approx. Dimensions			Part code
			A	C	SW	
06	1/4"	1/4"-19	32.5	4.0	14	SR-AGRk-1/4"-DN 06
08	5/16"	3/8"-19	36.1	5.5	19	SR-AGRk-3/8"-DN 08
10	3/8"	3/8"-19	36.1	7.5	19	SR-AGRk-3/8"-DN 10
10	3/8"	1/2"-14	41.2	7.5	22	SR-AGRk-1/2"-DN 10
12	1/2"	1/2"-14	41.7	10.0	22	SR-AGRk-1/2"-DN 12
16	5/8"	3/4"-14	45.0	13.0	27	SR-AGRk-3/4"-DN 16
19	3/4"	3/4"-14	46.2	15.5	27	SR-AGRk-3/4"-DN 19
25	1"	1"-11	57.2	21.5	36	SR-AGRk-1"-DN 25

NPT 60° coned male - straight AGN

Please note - the hose insert screwed thread must be lubricated with our anti-galling paste before assembling the ferrule, cold-welding will result otherwise.

(ASW-120g paste, section 12)



4

Hose DN	Bore in.	Thread G	Approx. Dimensions			Part code
			A	C	SW	
06	1/4"	1/4"-18 NPT	30.2	4.0	14	SR-AGN-1/4"-DN 06
08	5/16"	3/8"-18 NPT	33.3	5.5	19	SR-AGN-3/8"-DN 08
10	3/8"	3/8"-18 NPT	33.3	7.5	19	SR-AGN-3/8"-DN 10
10	3/8"	1/2"-14 NPT	38.6	7.5	22	SR-AGN-1/2"-DN 10
12	1/2"	1/2"-14 NPT	39.9	10.0	22	SR-AGN-1/2"-DN 12
16	5/8"	3/4"-14 NPT	43.9	13.0	27	SR-AGN-3/4"-DN 16
19	3/4"	3/4"-14 NPT	43.2	15.5	27	SR-AGN-3/4"-DN 19
25	1"	1"-11.5 NPT	51.1	21.5	36	SR-AGN-1"-DN 25

37° JIC swivel female

BOOK INDEX

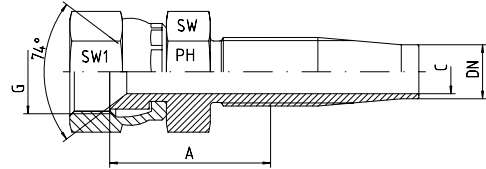
SECTION INDEX

37° JIC swivel female - straight DKJ

ISO 8434-2 / J514

Please note - the hose insert screwed thread must be lubricated with our anti-galling paste before assembling the ferrule, cold-welding will result otherwise.

(ASW-120g paste, section 12)



4

Hose DN	Bore in.	Thread G = UNF/UN	Approx. Dimensions				Part code
			A	C	SW	SW1	
06	1/4"	7/16"-20	26.0	4.0	17	17	SR-DKJ-7/16"-DN 06
06	1/4"	1/2"-20	26.0	4.0	17	17	SR-DKJ-1/2"-DN 06
08	5/16"	1/2"-20					SR-DKJ-1/2"-DN 08
06	1/4"	9/16"-18	26.0	4.0	19	19	SR-DKJ-9/16"-DN 06
08	5/16"	9/16"-18	32.0	6.0	19	19	SR-DKJ-9/16"-DN 08
10	3/8"	9/16"-18	33.0	7.0	19	19	SR-DKJ-9/16"-DN 10
10	3/8"	3/4"-16	32.0	7.5	24	24	SR-DKJ-3/4"-DN 10
12	1/2"	3/4"-16	36.0	10.0	24	24	SR-DKJ-3/4"-DN 12
10	3/8"	7/8"-14					SR-DKJ-7/8"-DN 10
12	1/2"	7/8"-14	32.0	10.0	27	27	SR-DKJ-7/8"-DN 12
16	5/8"	7/8"-14	44.0	13.0	27	27	SR-DKJ-7/8"-DN 16
12	1/2"	1 1/16"-12					SR-DKJ-1 1/16"-DN 12
16	5/8"	1 1/16"-12	33.5	13.0	32	32	SR-DKJ-1 1/16"-DN 16
19	3/4"	1 1/16"-12	40.0	15.5	32	32	SR-DKJ-1 1/16"-DN 19
19	3/4"	1 5/16"-12	40.0	16.0	41	41	SR-DKJ-1 5/16"-DN 19
25	1"	1 5/16"-12	40.0	21.5	41	41	SR-DKJ-1 5/16"-DN 25