











Pegasus
hydraulics

Reusable hose fittings



4



| | Product Groups | Page |
|---|--|------|
|  | Reusable Ferrules | |
| | Ferrules - SR-P1 | 4.02 |
| | Ferrules - SR-P2 | 4.03 |
|  | Reusable Standpipe inserts | |
| | Straight | 4.04 |
| | Swept 45° | 4.05 |
| | Swept 90° | 4.06 |
|  | Reusable BSPP swivel 60° female | |
| | Straight | 4.07 |
| | Swept 45° | 4.08 |
| | Swept 90° | 4.09 |
|  | Reusable DIN 2353 / ISO 8434-1 swivel female | |
| | Straight | 4.10 |
| | Swept 45° | 4.11 |
| | Swept 90° | 4.12 |
|  | Reusable DIN 2353 / ISO 8434-1 male compression | 4.13 |
| | | |
| | | |
|  | Reusable BSPP male 60° coned | |
| | BSP - Male Nipples - 60°-Cone | 4.14 |
| | | |
|  | Reusable taper male threads | |
| | BSP Taper Inserts | 4.15 |
| | NPT Inserts | 4.16 |
|  | 37° JIC swivel female | 4.17 |
| | | |
| | | |

1.0

Select the correct components according to our documentation.

2.0

Cut the hose to a 90° angle using a hose cutting machine.



3.0

Screw the hose clockwise into the reusable ferrule until it comes to a stop, then back off the hose anti-clockwise 1/2 a turn.



4.0

Lubricate the reusable insert male thread with ASW 040 P High-Tech assembly paste.

IMPORTANT – do not pause whilst screwing the insert into the ferrule.

Screw the reusable insert into the hose until it fully connects with the reusable ferrule.



5.0

Clean the internals of the assembly to the requirement standard.

6.0

Test the connection with the required test pressure for at least 30 seconds.

Ferrules

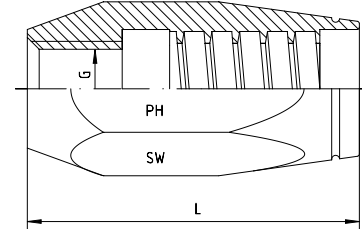
BOOK INDEX

SECTION INDEX

SR-P1 - For use with non-skive hose.

Please check below table for compatible hose types.

For use with reusable inserts on page 4.05 to 4.18



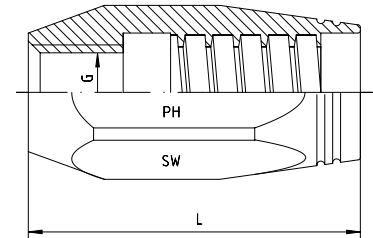
4

| Hose DN | Bore in. | Thread G | | | For Hose Type | Part code |
|---------|----------|----------------|------|----|--------------------------------|-------------|
| | | | L | SW | | |
| 06 | 1/4" | 7/16"-20 UNF | 42.0 | 19 | 2 TE, 1 SN, R1AT, Compact 2 SC | SR-P1-DN 06 |
| 08 | 5/16" | 1/2"-20 UNF | 42.0 | 19 | 2 TE, 1 SN, R1AT, Compact 2 SC | SR-P1-DN 08 |
| 10 | 3/8" | 9/16"-18 UNF | 49.5 | 24 | 2 TE, 1 SN, R1AT, Compact 2 SC | SR-P1-DN 10 |
| 12 | 1/2" | 5/8"-18 UNF | 51.0 | 27 | 2 TE, 1 SN, R1AT, Compact 2 SC | SR-P1-DN 12 |
| 16 | 5/8" | 3/4"-18 UNF | 54.0 | 30 | 2 TE, 1 SN, R1AT, Compact 2 SC | SR-P1-DN 16 |
| 19 | 3/4" | 7/8"-18 UNF | 62.0 | 36 | 2 TE, 1 SN, R1AT, Compact 2 SC | SR-P1-DN 19 |
| 25 | 1" | 1 3/16"-16 UNF | 74.0 | 41 | 2 TE, 1 SN, R1AT, Compact 2 SC | SR-P1-DN 25 |

SR-P2 - For use with non-skive hose.

Please check below table for compatible hose types.

For use with reusable inserts on page 4.05 to 4.18



4

| Hose DN | Bore in. | Thread G | L | SW | For Hose Type | Part code |
|---------|----------|----------------|------|----|------------------|-------------|
| 06 | 1/4" | 7/16"-20 UNF | 42.0 | 22 | 3 TE, 2 SN, R2AT | SR-P2-DN 06 |
| 08 | 5/16" | 1/2"-20 UNF | 42.0 | 22 | 3 TE, 2 SN, R2AT | SR-P2-DN 08 |
| 10 | 3/8" | 9/16"-18 UNF | 49.5 | 24 | 3 TE, 2 SN, R2AT | SR-P2-DN 10 |
| 12 | 1/2" | 5/8"-18 UNF | 51.0 | 27 | 3 TE, 2 SN, R2AT | SR-P2-DN 12 |
| 16 | 5/8" | 3/4"-18 UNF | 57.0 | 32 | 3 TE, 2 SN, R2AT | SR-P2-DN 16 |
| 19 | 3/4" | 7/8"-18 UNF | 62.0 | 36 | 3 TE, 2 SN, R2AT | SR-P2-DN 19 |
| 25 | 1" | 1 3/16"-16 UNF | 74.0 | 46 | 3 TE, 2 SN, R2AT | SR-P2-DN 25 |

Reusable Standpipes

BOOK INDEX

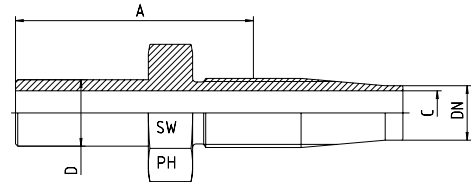
SECTION INDEX

L series reusable standpipe inserts - BEL

S series reusable standpipe inserts - BES

Please note - the hose insert screwed thread must be lubricated with our anti-galling paste before assembling the ferrule, cold-welding will result otherwise.

(ASW-120g paste, section 12)



4

L series – BEL

| Hose DN | Bore in. | Tube O.D. D | Approx. Dimensions | | | Part code |
|---------|----------|-------------|--------------------|------|----|-----------------|
| | | | A | C | SW | |
| 06 | 1/4" | 6 | 41.0 | 4.0 | 12 | SR-BEL-06-DN 06 |
| 06 | 1/4" | 8 | 43.0 | 4.0 | 12 | SR-BEL-08-DN 06 |
| 08 | 5/16" | 10 | 48.0 | 6.0 | 14 | SR-BEL-10-DN 08 |
| 10 | 3/8" | 10 | 47.8 | 7.0 | 17 | SR-BEL-10-DN 10 |
| 10 | 3/8" | 12 | 47.8 | 7.5 | 17 | SR-BEL-12-DN 10 |
| 12 | 1/2" | 15 | 46.7 | 10.0 | 19 | SR-BEL-15-DN 12 |
| 16 | 5/8" | 18 | 49.5 | 13.0 | 22 | SR-BEL-18-DN 16 |
| 19 | 3/4" | 22 | 54.1 | 15.5 | 24 | SR-BEL-22-DN 19 |
| 25 | 1" | 28 | 59.1 | 21.5 | 36 | SR-BEL-28-DN 25 |

S series – BES

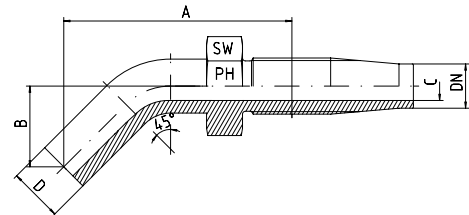
| Hose DN | Bore in. | Tube O.D. D | Approx. Dimensions | | | Part code |
|---------|----------|-------------|--------------------|------|----|-----------------|
| | | | A | C | SW | |
| 06 | 1/4" | 6 | 41.0 | 4.0 | 12 | SR-BES-06-DN 06 |
| 06 | 1/4" | 8 | 43.0 | 4.0 | 12 | SR-BES-08-DN 06 |
| 06 | 1/4" | 10 | 45.0 | 4.0 | 12 | SR-BES-10-DN 06 |
| 08 | 5/16" | 12 | 47.8 | 6.0 | 14 | SR-BES-12-DN 08 |
| 10 | 3/8" | 14 | 50.8 | 7.5 | 17 | SR-BES-14-DN 10 |
| 12 | 1/2" | 16 | 52.1 | 10.0 | 19 | SR-BES-16-DN 12 |
| 16 | 5/8" | 20 | 59.5 | 13.0 | 22 | SR-BES-20-DN 16 |
| 19 | 3/4" | 25 | 66.0 | 15.5 | 27 | SR-BES-25-DN 19 |
| 25 | 1" | 30 | | | | SR-BES-30-DN 25 |

L series reusable standpipe inserts - BEL-45°

S series reusable standpipe inserts - BES-45°

Please note - the hose insert screwed thread must be lubricated with our anti-galling paste before assembling the ferrule, cold-welding will result otherwise.

(ASW-120g paste, section 12)



4

L series – BEL

| Hose DN | Bore in. | Tube O.D. D | Approx. Dimensions | | | | Part code |
|---------|----------|-------------|--------------------|---|------|----|---------------------|
| | | | A | B | C | SW | |
| 06 | 1/4" | 6 | | | 4.0 | 12 | SR-BEL-06-45°-DN 06 |
| 06 | 1/4" | 8 | | | 4.0 | 12 | SR-BEL-08-45°-DN 06 |
| 08 | 5/16" | 10 | | | 6.0 | 14 | SR-BEL-10-45°-DN 08 |
| 10 | 3/8" | 12 | | | 7.5 | 17 | SR-BEL-12-45°-DN 10 |
| 12 | 1/2" | 15 | | | 10.0 | 19 | SR-BEL-15-45°-DN 12 |
| 16 | 5/8" | 18 | | | 13.0 | 22 | SR-BEL-18-45°-DN 16 |
| 19 | 3/4" | 22 | | | 15.5 | 24 | SR-BEL-22-45°-DN 19 |
| 25 | 1" | 28 | | | 21.5 | 36 | SR-BEL-28-45°-DN 25 |

S series – BES

| Hose DN | Bore in. | Tube O.D. D | Approx. Dimensions | | | | Part code |
|---------|----------|-------------|--------------------|---|------|----|---------------------|
| | | | A | B | C | SW | |
| 06 | 1/4" | 6 | | | 4.0 | 12 | SR-BES-06-45°-DN 06 |
| 06 | 1/4" | 8 | | | 4.0 | 12 | SR-BES-08-45°-DN 06 |
| 06 | 1/4" | 10 | | | 4.0 | 14 | SR-BES-10-45°-DN 06 |
| 08 | 5/16" | 12 | | | 6.0 | 17 | SR-BES-12-45°-DN 08 |
| 10 | 3/8" | 14 | | | 7.5 | 19 | SR-BES-14-45°-DN 10 |
| 12 | 1/2" | 16 | | | 10.0 | 22 | SR-BES-16-45°-DN 12 |
| 16 | 5/8" | 20 | | | 13.0 | 24 | SR-BES-20-45°-DN 16 |
| 19 | 3/4" | 25 | | | 15.5 | 30 | SR-BES-25-45°-DN 19 |

Reusable Standpipes

BOOK INDEX

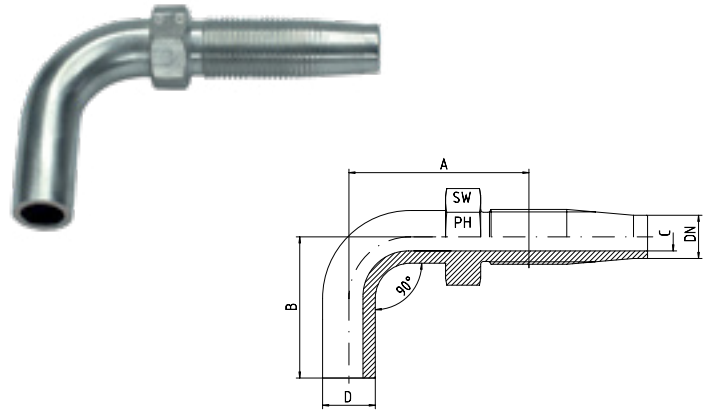
SECTION INDEX

L series reusable standpipe inserts - BEL-90°

S series reusable standpipe inserts - BES-90°

Please note - the hose insert screwed thread must be lubricated with our anti-galling paste before assembling the ferrule, cold-welding will result otherwise.

(ASW-120g paste, section 12)



L series – BEL

| Hose DN | Bore in. | Tube O.D. D | Approx. Dimensions | | | | Part code |
|---------|----------|-------------|--------------------|---|------|----|---------------------|
| | | | A | B | C | SW | |
| 06 | 1/4" | 6 | | | 4.0 | 12 | SR-BEL-06-90°-DN 06 |
| 06 | 1/4" | 8 | | | 4.0 | 12 | SR-BEL-08-90°-DN 06 |
| 08 | 5/16" | 10 | | | 6.0 | 14 | SR-BEL-10-90°-DN 08 |
| 10 | 3/8" | 12 | | | 7.5 | 17 | SR-BEL-12-90°-DN 10 |
| 12 | 1/2" | 15 | | | 10.0 | 19 | SR-BEL-15-90°-DN 12 |
| 16 | 5/8" | 18 | | | 13.0 | 22 | SR-BEL-18-90°-DN 16 |
| 19 | 3/4" | 22 | | | 15.5 | 24 | SR-BEL-22-90°-DN 19 |
| 25 | 1" | 28 | | | 21.5 | 36 | SR-BEL-28-90°-DN 25 |

S series – BES

| Hose DN | Bore in. | Tube O.D. D | Approx. Dimensions | | | | Part code |
|---------|----------|-------------|--------------------|---|------|----|---------------------|
| | | | A | B | C | SW | |
| 06 | 1/4" | 6 | | | 4.0 | 12 | SR-BES-06-90°-DN 06 |
| 06 | 1/4" | 8 | | | 4.0 | 12 | SR-BES-08-90°-DN 06 |
| 06 | 1/4" | 10 | | | 4.0 | 14 | SR-BES-10-90°-DN 06 |
| 08 | 5/16" | 12 | | | 6.0 | 17 | SR-BES-12-90°-DN 08 |
| 10 | 3/8" | 14 | | | 7.5 | 19 | SR-BES-14-90°-DN 10 |
| 12 | 1/2" | 16 | | | 10.0 | 22 | SR-BES-16-90°-DN 12 |
| 16 | 5/8" | 20 | | | 13.0 | 24 | SR-BES-20-90°-DN 16 |
| 19 | 3/4" | 25 | | | 15.5 | 30 | SR-BES-25-90°-DN 19 |

Reusable BSPP swivel 60° female

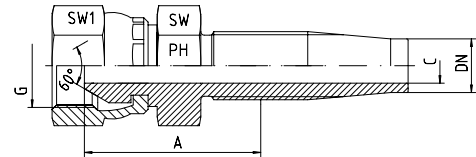
BOOK INDEX

SECTION INDEX

BSPP swivel 60° coned female straight reusable inserts

Please note - the hose insert screwed thread must be lubricated with our anti-galling paste before assembling the ferrule, cold-welding will result otherwise.

(ASW-120g paste, section 12)



4

| Hose DN | Bore in. | Thread G | Approx. Dimensions | | | Part code |
|---------|----------|----------|--------------------|------|-----|-------------------|
| | | | A | C | SW1 | |
| 06 | 1/4" | 1/4"-19 | 28.1 | 4.0 | 17 | SR-DKR-1/4"-DN 06 |
| 08 | 5/16" | 3/8"-19 | 29.8 | 5.5 | 19 | SR-DKR-3/8"-DN 08 |
| 10 | 3/8" | 3/8"-19 | 30.5 | 7.5 | 19 | SR-DKR-3/8"-DN 10 |
| 10 | 3/8" | 1/2"-14 | 30.5 | 7.5 | 27 | SR-DKR-1/2"-DN 10 |
| 12 | 1/2" | 1/2"-14 | 33.5 | 10.0 | 27 | SR-DKR-1/2"-DN 12 |
| 16 | 5/8" | 3/4"-14 | 37.3 | 13.0 | 32 | SR-DKR-3/4"-DN 16 |
| 19 | 3/4" | 3/4"-14 | 38.4 | 15.5 | 32 | SR-DKR-3/4"-DN 19 |
| 25 | 1" | 1"-11 | 45.0 | 21.0 | 41 | SR-DKR-1"-DN 25 |

Reusable BSPP swivel 60° female

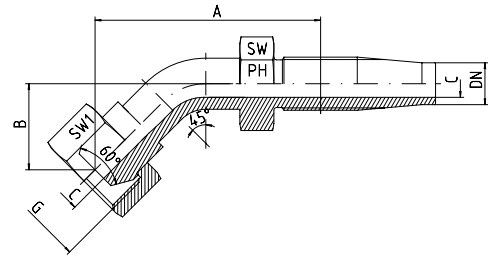
BOOK INDEX

SECTION INDEX

BSPP swivel 60° coned female swept 45° reusable inserts

Please note - the hose insert screwed thread must be lubricated with our anti-galling paste before assembling the ferrule, cold-welding will result otherwise.

(ASW-120g paste, section 12)



4

| Hose DN | Bore in. | Thread G | Approx. Dimensions | | | | Part code |
|---------|----------|----------|--------------------|---|------|-----|-----------------------|
| | | | A | B | C | SW1 | |
| 06 | 1/4" | 1/4"-19 | | | 4.0 | 17 | SR-DKR-1/4"-45°-DN 06 |
| 08 | 5/16" | 3/8"-19 | | | 5.5 | 19 | SR-DKR-3/8"-45°-DN 08 |
| 10 | 3/8" | 3/8"-19 | | | 7.5 | 19 | SR-DKR-3/8"-45°-DN 10 |
| 10 | 3/8" | 1/2"-14 | | | 7.5 | 27 | SR-DKR-1/2"-45°-DN 10 |
| 12 | 1/2" | 1/2"-14 | | | 10.0 | 27 | SR-DKR-1/2"-45°-DN 12 |
| 16 | 5/8" | 3/4"-14 | | | 13.0 | 32 | SR-DKR-3/4"-45°-DN 16 |
| 19 | 3/4" | 3/4"-14 | | | 15.5 | 32 | SR-DKR-3/4"-45°-DN 19 |
| 25 | 1" | 1"-11 | | | 21.0 | 41 | SR-DKR-1"-45°-DN 25 |

Reusable BSPP swivel 60° female

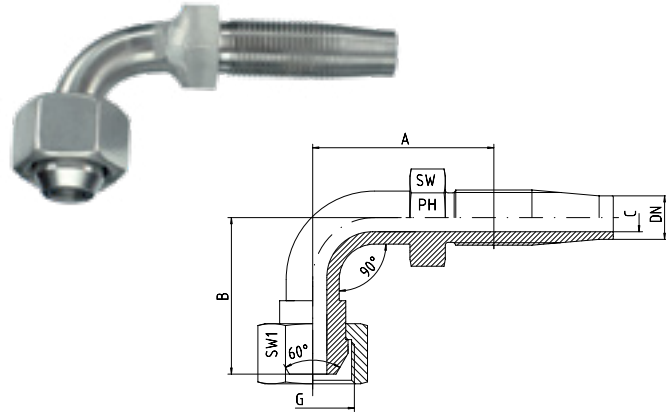
BOOK INDEX

SECTION INDEX

BSPP swivel 60° coned female swept 90° reusable inserts

Please note - the hose insert screwed thread must be lubricated with our anti-galling paste before assembling the ferrule, cold-welding will result otherwise.

(ASW-120g paste, section 12)



4

| Hose DN | Bore in. | Thread G | Approx. Dimensions | | | | Part code |
|---------|----------|----------|--------------------|---|------|-----|-----------------------|
| | | | A | B | C | SW1 | |
| 06 | 1/4" | 1/4"-19 | | | 4.0 | 17 | SR-DKR-1/4"-90°-DN 06 |
| 08 | 5/16" | 3/8"-19 | | | 5.5 | 19 | SR-DKR-3/8"-90°-DN 08 |
| 10 | 3/8" | 3/8"-19 | | | 7.5 | 19 | SR-DKR-3/8"-90°-DN 10 |
| 10 | 3/8" | 1/2"-14 | | | 7.5 | 27 | SR-DKR-1/2"-90°-DN 10 |
| 12 | 1/2" | 1/2"-14 | | | 10.0 | 27 | SR-DKR-1/2"-90°-DN 12 |
| 16 | 5/8" | 3/4"-14 | | | 13.0 | 32 | SR-DKR-3/4"-90°-DN 16 |
| 19 | 3/4" | 3/4"-14 | | | 15.5 | 32 | SR-DKR-3/4"-90°-DN 19 |
| 25 | 1" | 1"-11 | | | 21.0 | 41 | SR-DKR-1"-90°-DN 25 |

DIN swivel female - straight

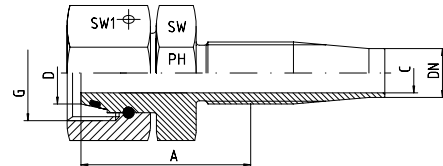
L series - DKOL

S series - DKOS

ISO 8434-1 / DIN 2353

Please note - the hose insert screwed thread must be lubricated with our anti-galling paste before assembling the ferrule, cold-welding will result otherwise.

(ASW-120g paste, section 12)



4

L series - DKOL

| Hose DN | Bore in. | Thread G | Tube O.D. D | Approx. Dimensions | | | Part code |
|---------|----------|------------|-------------|--------------------|------|-----|------------------|
| | | | | A | C | SW1 | |
| 06 | 1/4" | M 12 x 1.5 | 6 | 28.7 | 4.0 | 17 | SR-DKOL-06-DN 06 |
| 06 | 1/4" | M 14 x 1.5 | 8 | 29.6 | 4.0 | 17 | SR-DKOL-08-DN 06 |
| 06 | 1/4" | M 16 x 1.5 | 10 | 42.0 | 4.0 | 19 | SR-DKOL-10-DN 06 |
| 08 | 5/16" | M 16 x 1.5 | 10 | 33.8 | 6.0 | 19 | SR-DKOL-10-DN 08 |
| 08 | 5/16" | M 18 x 1.5 | 12 | 45.0 | 6.0 | 22 | SR-DKOL-12-DN 08 |
| 10 | 3/8" | M 18 x 1.5 | 12 | 32.0 | 7.5 | 22 | SR-DKOL-12-DN 10 |
| 12 | 1/2" | M 22 x 1.5 | 15 | 36.8 | 10.0 | 27 | SR-DKOL-15-DN 12 |
| 16 | 5/8" | M 26 x 1.5 | 18 | 40.1 | 13.0 | 32 | SR-DKOL-18-DN 16 |
| 19 | 3/4" | M 30 x 2 | 22 | 43.9 | 15.5 | 36 | SR-DKOL-22-DN 19 |
| 25 | 1" | M 36 x 2 | 28 | 49.0 | 21.5 | 41 | SR-DKOL-28-DN 25 |

S series - DKOS

| Hose DN | Bore in. | Thread G | Tube O.D. D | Approx. Dimensions | | | Part code |
|---------|----------|------------|-------------|--------------------|------|-----|------------------|
| | | | | A | C | SW1 | |
| 06 | 1/4" | M 14 x 1.5 | 6 | 29.6 | 4.0 | 17 | SR-DKOS-06-DN 06 |
| 06 | 1/4" | M 16 x 1.5 | 8 | 29.6 | 4.0 | 19 | SR-DKOS-08-DN 06 |
| 06 | 1/4" | M 18 x 1.5 | 10 | 30.5 | 4.0 | 22 | SR-DKOS-10-DN 06 |
| 10 | 3/8" | M 18 x 1.5 | 10 | 40.0 | 7.5 | 22 | SR-DKOS-10-DN 10 |
| 08 | 5/16" | M 20 x 1.5 | 12 | 35.1 | 5.5 | 24 | SR-DKOS-12-DN 08 |
| 10 | 3/8" | M 22 x 1.5 | 14 | 36.8 | 7.5 | 27 | SR-DKOS-14-DN 10 |
| 12 | 1/2" | M 24 x 1.5 | 16 | 39.1 | 10.0 | 30 | SR-DKOS-16-DN 12 |
| 16 | 5/8" | M 30 x 2 | 20 | 53.0 | 13.0 | 36 | SR-DKOS-20-DN 16 |
| 19 | 3/4" | M 36 x 2 | 25 | 51.0 | 15.5 | 46 | SR-DKOS-25-DN 19 |
| 25 | 1" | M 42 x 2 | 30 | 54.0 | 21.5 | 50 | SR-DKOS-30-DN 25 |

DIN swivel female - swept 45°

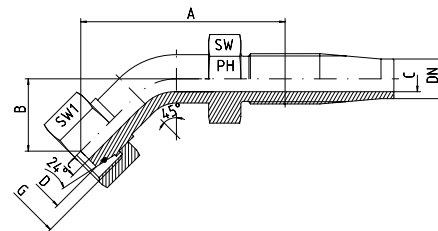
L series - DKOL-45

S series - DKOS-45

ISO 8434-1 / DIN 2353

Please note - the hose insert screwed thread must be lubricated with our anti-galling paste before assembling the ferrule, cold-welding will result otherwise.

(ASW-120g paste, section 12)



4

L series - DKOL

| Hose DN | Bore in. | Thread G | Tube O.D. D | Approx. Dimensions | | | | Part code |
|---------|----------|------------|-------------|--------------------|---|------|-----|----------------------|
| | | | | A | B | C | SW1 | |
| 06 | 1/4" | M 12 x 1.5 | 6 | | | 4.0 | 17 | SR-DKOL-06-45°-DN 06 |
| 06 | 1/4" | M 14 x 1.5 | 8 | | | 4.0 | 17 | SR-DKOL-08-45°-DN 06 |
| 08 | 5/16" | M 16 x 1.5 | 10 | | | 6.0 | 19 | SR-DKOL-10-45°-DN 08 |
| 10 | 3/8" | M 18 x 1.5 | 12 | | | 7.5 | 22 | SR-DKOL-12-45°-DN 10 |
| 12 | 1/2" | M 22 x 1.5 | 15 | | | 10.0 | 27 | SR-DKOL-15-45°-DN 12 |
| 16 | 5/8" | M 26 x 1.5 | 18 | | | 13.0 | 32 | SR-DKOL-18-45°-DN 16 |
| 19 | 3/4" | M 30 x 2 | 22 | | | 15.5 | 36 | SR-DKOL-22-45°-DN 19 |
| 25 | 1" | M 36 x 2 | 28 | | | 21.5 | 41 | SR-DKOL-28-45°-DN 25 |

S series - DKOS

| Hose DN | Bore in. | Thread G | Tube O.D. D | Approx. Dimensions | | | | Part code |
|---------|----------|------------|-------------|--------------------|---|------|-----|----------------------|
| | | | | A | B | C | SW1 | |
| 06 | 1/4" | M 14 x 1.5 | 6 | | | 4.0 | 17 | SR-DKOS-06-45°-DN 06 |
| 06 | 1/4" | M 16 x 1.5 | 8 | | | 4.0 | 19 | SR-DKOS-08-45°-DN 06 |
| 06 | 1/4" | M 18 x 1.5 | 10 | | | 4.0 | 22 | SR-DKOS-10-45°-DN 06 |
| 08 | 5/16" | M 20 x 1.5 | 12 | | | 5.5 | 24 | SR-DKOS-12-45°-DN 08 |
| 10 | 3/8" | M 22 x 1.5 | 14 | | | 7.5 | 27 | SR-DKOS-14-45°-DN 10 |
| 12 | 1/2" | M 24 x 1.5 | 16 | | | 10.0 | 30 | SR-DKOS-16-45°-DN 12 |
| 16 | 5/8" | M 30 x 2 | 20 | | | 13.0 | 36 | SR-DKOS-20-45°-DN 16 |
| 19 | 3/4" | M 36 x 2 | 25 | | | 15.5 | 46 | SR-DKOS-25-45°-DN 19 |
| 25 | 1" | M 42 x 2 | 30 | | | 21.5 | 50 | SR-DKOS-30-45°-DN 25 |

DIN swivel female - swept 90°

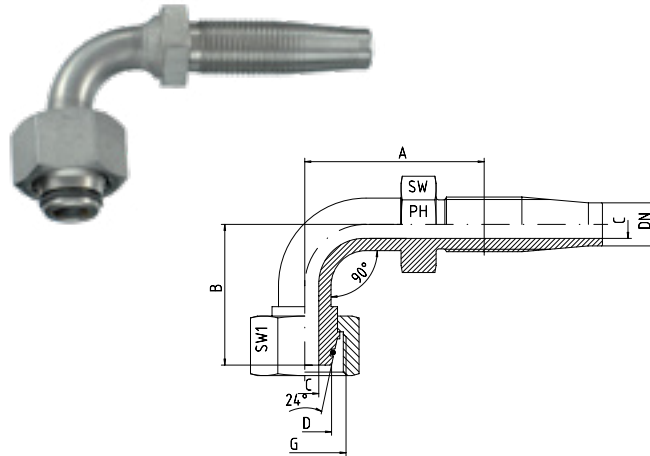
L series - DKOL-90

S series - DKOS-90

ISO 8434-1 / DIN 2353

Please note - the hose insert screwed thread must be lubricated with our anti-galling paste before assembling the ferrule, cold-welding will result otherwise.

(ASW-120g paste, section 12)



4

L series - DKOL

| Hose DN | Bore in. | Thread G | Tube O.D. D | Approx. Dimensions | | | | Part code |
|---------|----------|------------|-------------|--------------------|---|------|-----|----------------------|
| | | | | A | B | C | SW1 | |
| 06 | 1/4" | M 12 x 1.5 | 6 | | | 4.0 | 17 | SR-DKOL-06-90°-DN 06 |
| 06 | 1/4" | M 14 x 1.5 | 8 | | | 4.0 | 17 | SR-DKOL-08-90°-DN 06 |
| 08 | 5/16" | M 16 x 1.5 | 10 | | | 6.0 | 19 | SR-DKOL-10-90°-DN 08 |
| 10 | 3/8" | M 18 x 1.5 | 12 | | | 7.5 | 22 | SR-DKOL-12-90°-DN 10 |
| 12 | 1/2" | M 22 x 1.5 | 15 | | | 10.0 | 27 | SR-DKOL-15-90°-DN 12 |
| 16 | 5/8" | M 26 x 1.5 | 18 | | | 13.0 | 32 | SR-DKOL-18-90°-DN 16 |
| 19 | 3/4" | M 30 x 2 | 22 | | | 15.5 | 36 | SR-DKOL-22-90°-DN 19 |
| 25 | 1" | M 36 x 2 | 28 | | | 21.5 | 41 | SR-DKOL-28-90°-DN 25 |

S series - DKOS

| Hose DN | Bore in. | Thread G | Tube O.D. D | Approx. Dimensions | | | | Part code |
|---------|----------|------------|-------------|--------------------|---|------|-----|----------------------|
| | | | | A | B | C | SW1 | |
| 06 | 1/4" | M 14 x 1.5 | 6 | | | 4.0 | 17 | SR-DKOS-06-90°-DN 06 |
| 06 | 1/4" | M 16 x 1.5 | 8 | | | 4.0 | 19 | SR-DKOS-08-90°-DN 06 |
| 06 | 1/4" | M 18 x 1.5 | 10 | | | 4.0 | 22 | SR-DKOS-10-90°-DN 06 |
| 08 | 5/16" | M 20 x 1.5 | 12 | | | 5.5 | 24 | SR-DKOS-12-90°-DN 08 |
| 10 | 3/8" | M 22 x 1.5 | 14 | | | 7.5 | 27 | SR-DKOS-14-90°-DN 10 |
| 12 | 1/2" | M 24 x 1.5 | 16 | | | 10.0 | 30 | SR-DKOS-16-90°-DN 12 |
| 16 | 5/8" | M 30 x 2 | 20 | | | 13.0 | 36 | SR-DKOS-20-90°-DN 16 |
| 19 | 3/4" | M 36 x 2 | 25 | | | 15.5 | 46 | SR-DKOS-25-90°-DN 19 |
| 25 | 1" | M 42 x 2 | 30 | | | 21.5 | 50 | SR-DKOS-25-90°-DN 21 |

DIN compression male - straight

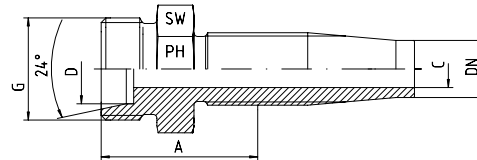
L series - CEL

S series - CES

ISO 8434-1 / DIN 2353

Please note - the hose insert screwed thread must be lubricated with our anti-galling paste before assembling the ferrule, cold-welding will result otherwise.

(ASW-120g paste, section 12)



4

L series - CEL

| Hose DN | Bore in. | Thread G | Tube O.D. D | Approx. Dimensions | | | Part code |
|---------|----------|------------|-------------|--------------------|------|----|-----------------|
| | | | | A | C | SW | |
| 06 | 1/4" | M 12 x 1.5 | 6 | 27.9 | 4.0 | 12 | SR-CEL-06-DN 06 |
| 06 | 1/4" | M 14 x 1.5 | 8 | 27.9 | 4.0 | 14 | SR-CEL-08-DN 06 |
| 08 | 5/16" | M 16 x 1.5 | 10 | 29.7 | 6.0 | 17 | SR-CEL-10-DN 08 |
| 10 | 3/8" | M 18 x 1.5 | 12 | 30.0 | 7.5 | 19 | SR-CEL-12-DN 10 |
| 12 | 1/2" | M 22 x 1.5 | 15 | 32.0 | 10.0 | 22 | SR-CEL-15-DN 12 |
| 16 | 5/8" | M 26 x 1.5 | 18 | 35.1 | 13.0 | 27 | SR-CEL-18-DN 16 |
| 19 | 3/4" | M 30 x 2 | 22 | 38.4 | 15.5 | 30 | SR-CEL-22-DN 19 |
| 25 | 1" | M 36 x 2 | 28 | 43.2 | 21.5 | 36 | SR-CEL-28-DN 25 |

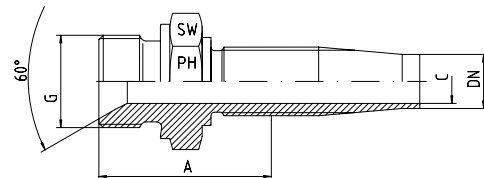
S series - CES

| Hose DN | Bore in. | Thread G | Tube O.D. D | Approx. Dimensions | | | Part code |
|---------|----------|------------|-------------|--------------------|------|----|-----------------|
| | | | | A | C | SW | |
| 06 | 1/4" | M 14 x 1.5 | 6 | 27.9 | 4.0 | 14 | SR-CES-06-DN 06 |
| 06 | 1/4" | M 16 x 1.5 | 8 | 28.5 | 4.0 | 17 | SR-CES-08-DN 06 |
| 06 | 1/4" | M 18 x 1.5 | 10 | 28.5 | 4.0 | 19 | SR-CES-10-DN 06 |
| 08 | 5/16" | M 20 x 1.5 | 12 | 31.4 | 6.0 | 22 | SR-CES-12-DN 08 |
| 10 | 3/8" | M 22 x 1.5 | 14 | 33.6 | 7.5 | 22 | SR-CES-14-DN 10 |
| 12 | 1/2" | M 24 x 1.5 | 16 | 35.2 | 10.0 | 24 | SR-CES-16-DN 12 |
| 16 | 5/8" | M 30 x 2 | 20 | 40.4 | 13.0 | 30 | SR-CES-20-DN 16 |
| 19 | 3/4" | M 36 x 2 | 25 | 43.9 | 15.5 | 36 | SR-CES-25-DN 19 |
| 25 | 1" | M 42 x 2 | 30 | 54.9 | 21.5 | 46 | SR-CES-30-DN 25 |

BSPP 60° coned male - straight

Please note - the hose insert screwed thread must be lubricated with our anti-galling paste before assembling the ferrule, cold-welding will result otherwise.

(ASW-120g paste, section 12)



| Hose DN | Bore in. | Thread G = BSP | Approx. Dimensions | | | Part code |
|---------|----------|----------------|--------------------|------|----|-------------------|
| | | | A | C | SW | |
| 06 | 1/4" | 1/4" -19 | 29.5 | 4.0 | 19 | SR-AGR-1/4"-DN 06 |
| 08 | 5/16" | 3/8" -19 | 33.4 | 5.5 | 22 | SR-AGR-3/8"-DN 08 |
| 10 | 3/8" | 3/8" -19 | 33.4 | 7.5 | 22 | SR-AGR-3/8"-DN 10 |
| 10 | 3/8" | 1/2" -14 | 38.4 | 7.5 | 27 | SR-AGR-1/2"-DN 10 |
| 12 | 1/2" | 1/2" -14 | 38.6 | 10.0 | 27 | SR-AGR-1/2"-DN 12 |
| 16 | 5/8" | 3/4" -14 | 44.8 | 13.0 | 32 | SR-AGR-3/4"-DN 16 |
| 19 | 3/4" | 3/4" -14 | 44.8 | 15.5 | 32 | SR-AGR-3/4"-DN 19 |
| 19 | 3/4" | 1" -11 | 45.8 | 15.5 | 41 | SR-AGR-1"-DN 19 |
| 25 | 1" | 1" -11 | 51.5 | 21.5 | 41 | SR-AGR-1"-DN 25 |

Reusable BSP taper male

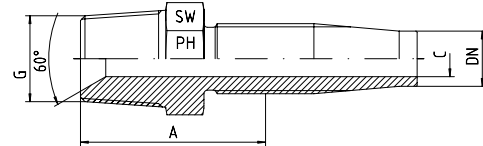

BOOK INDEX

SECTION INDEX

BSP taper 60° coned male - straight AGRk

Please note - the hose insert screwed thread must be lubricated with our anti-galling paste before assembling the ferrule, cold-welding will result otherwise.

(ASW-120g paste, section 12)



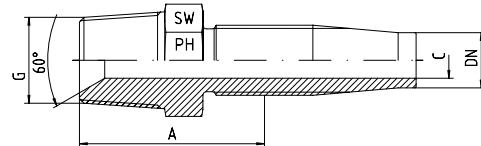

4

| Hose DN | Bore in. | Thread G | Approx. Dimensions | | | Part code |
|---------|----------|----------|--------------------|------|----|--------------------|
| | | | A | C | SW | |
| 06 | 1/4" | 1/4"-19 | 32.5 | 4.0 | 14 | SR-AGRk-1/4"-DN 06 |
| 08 | 5/16" | 3/8"-19 | 36.1 | 5.5 | 19 | SR-AGRk-3/8"-DN 08 |
| 10 | 3/8" | 3/8"-19 | 36.1 | 7.5 | 19 | SR-AGRk-3/8"-DN 10 |
| 10 | 3/8" | 1/2"-14 | 41.2 | 7.5 | 22 | SR-AGRk-1/2"-DN 10 |
| 12 | 1/2" | 1/2"-14 | 41.7 | 10.0 | 22 | SR-AGRk-1/2"-DN 12 |
| 16 | 5/8" | 3/4"-14 | 45.0 | 13.0 | 27 | SR-AGRk-3/4"-DN 16 |
| 19 | 3/4" | 3/4"-14 | 46.2 | 15.5 | 27 | SR-AGRk-3/4"-DN 19 |
| 25 | 1" | 1"-11 | 57.2 | 21.5 | 36 | SR-AGRk-1"-DN 25 |

NPT 60° coned male - straight AGN

Please note - the hose insert screwed thread must be lubricated with our anti-galling paste before assembling the ferrule, cold-welding will result otherwise.

(ASW-120g paste, section 12)



4

| Hose DN | Bore in. | Thread G | Approx. Dimensions | | | Part code |
|---------|----------|-------------|--------------------|------|----|-------------------|
| | | | A | C | SW | |
| 06 | 1/4" | 1/4"-18 NPT | 30.2 | 4.0 | 14 | SR-AGN-1/4"-DN 06 |
| 08 | 5/16" | 3/8"-18 NPT | 33.3 | 5.5 | 19 | SR-AGN-3/8"-DN 08 |
| 10 | 3/8" | 3/8"-18 NPT | 33.3 | 7.5 | 19 | SR-AGN-3/8"-DN 10 |
| 10 | 3/8" | 1/2"-14 NPT | 38.6 | 7.5 | 22 | SR-AGN-1/2"-DN 10 |
| 12 | 1/2" | 1/2"-14 NPT | 39.9 | 10.0 | 22 | SR-AGN-1/2"-DN 12 |
| 16 | 5/8" | 3/4"-14 NPT | 43.9 | 13.0 | 27 | SR-AGN-3/4"-DN 16 |
| 19 | 3/4" | 3/4"-14 NPT | 43.2 | 15.5 | 27 | SR-AGN-3/4"-DN 19 |
| 25 | 1" | 1"-11.5 NPT | 51.1 | 21.5 | 36 | SR-AGN-1"-DN 25 |

37° JIC swivel female

BOOK INDEX

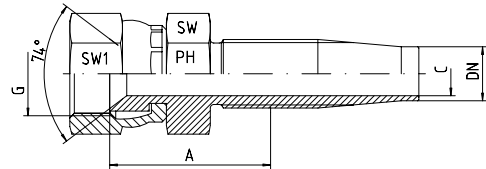
SECTION INDEX

37° JIC swivel female - straight DKJ

ISO 8434-2 / J514

Please note - the hose insert screwed thread must be lubricated with our anti-galling paste before assembling the ferrule, cold-welding will result otherwise.

(ASW-120g paste, section 12)



4

| Hose DN | Bore in. | Thread G = UNF/UN | Approx. Dimensions | | | | Part code |
|---------|----------|----------------------|--------------------|------|----|-----|----------------------|
| | | | A | C | SW | SW1 | |
| 06 | 1/4" | 7/16"-20 | 26.0 | 4.0 | 17 | 17 | SR-DKJ-7/16"-DN 06 |
| 06 | 1/4" | 1/2"-20 | 26.0 | 4.0 | 17 | 17 | SR-DKJ-1/2"-DN 06 |
| 08 | 5/16" | 1/2"-20 | | | | | SR-DKJ-1/2"-DN 08 |
| 06 | 1/4" | 9/16"-18 | 26.0 | 4.0 | 19 | 19 | SR-DKJ-9/16"-DN 06 |
| 08 | 5/16" | 9/16"-18 | 32.0 | 6.0 | 19 | 19 | SR-DKJ-9/16"-DN 08 |
| 10 | 3/8" | 9/16"-18 | 33.0 | 7.0 | 19 | 19 | SR-DKJ-9/16"-DN 10 |
| 10 | 3/8" | 3/4"-16 | 32.0 | 7.5 | 24 | 24 | SR-DKJ-3/4"-DN 10 |
| 12 | 1/2" | 3/4"-16 | 36.0 | 10.0 | 24 | 24 | SR-DKJ-3/4"-DN 12 |
| 10 | 3/8" | 7/8"-14 | | | | | SR-DKJ-7/8"-DN 10 |
| 12 | 1/2" | 7/8"-14 | 32.0 | 10.0 | 27 | 27 | SR-DKJ-7/8"-DN 12 |
| 16 | 5/8" | 7/8"-14 | 44.0 | 13.0 | 27 | 27 | SR-DKJ-7/8"-DN 16 |
| 12 | 1/2" | 1 1/16"-12 | | | | | SR-DKJ-1 1/16"-DN 12 |
| 16 | 5/8" | 1 1/16"-12 | 33.5 | 13.0 | 32 | 32 | SR-DKJ-1 1/16"-DN 16 |
| 19 | 3/4" | 1 1/16"-12 | 40.0 | 15.5 | 32 | 32 | SR-DKJ-1 1/16"-DN 19 |
| 19 | 3/4" | 1 5/16"-12 | 40.0 | 16.0 | 41 | 41 | SR-DKJ-1 5/16"-DN 19 |
| 25 | 1" | 1 5/16"-12 | 40.0 | 21.5 | 41 | 41 | SR-DKJ-1 5/16"-DN 25 |